

# PRODUCT DATASHEET

## DULUX L 36 W/865 2G11

OSRAM DULUX L LUMILUX | CFLni, with 4-pin 2G11 base for ECG/CCG operation



---

### AREAS OF APPLICATION

- Offices, public buildings
- Shops
- Supermarkets and department stores
- Hotels, restaurants
- Industry

---

### PRODUCT BENEFITS

- Very economical
- Outstanding luminous flux
- Outstanding luminous efficiency
- Long service life
- OSRAM System+ Guarantee in combination with OSRAM QUICKTRONIC ECG
- Less than half as long as tubular fluorescent lamps
- Improved maintenance

---

### PRODUCT FEATURES

- Short and compact pin-base lamp with double-turn tubes
- Single-ended four-pin plug-in 2G11 base
- Dimmable (1...100 % with QUICKTRONIC QT<sub>i</sub> DALI/DIM)
- Color rendering index  $R_a \geq 80$
- Average life: 20,000 h (with QUICKTRONIC)



- Operates on battery, solar and AC power with suitable electronic control gear
- Also available in blue

**TECHNICAL DATA**

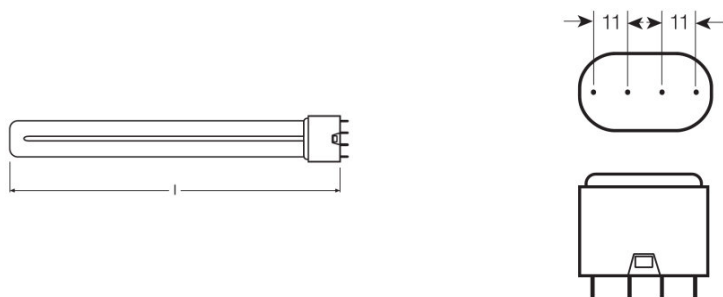
Electrical data

<b>Rated wattage</b>	36.00 W
<b>Nominal wattage</b>	36.00 W

Photometrical data

<b>Nominal luminous flux</b>	2755 lm
<b>Luminous flux at 25 °C</b>	2750 lm
<b>Rated luminous flux</b>	2755 lm
<b>Rated color temperature</b>	6500 K
<b>Color rendering index Ra</b>	≥80
<b>Rated LLMF at 4,000 h</b>	0.81
<b>Rated LLMF at 6,000 h</b>	0.79
<b>Rated LLMF at 8,000 h</b>	0.77
<b>Rated LLMF at 12,000 h</b>	0.76
<b>Rated LLMF at 16,000 h</b>	0.73
<b>Rated LLMF at 20,000 h</b>	0.72
<b>Luminance</b>	2.8 cd/cm <sup>2</sup>
<b>Color temperature</b>	6500 K
<b>Luminous flux</b>	2755 lm
<b>Color rendering index Ra</b>	≥80

Dimensions & weight



<b>Diameter</b>	17.5 mm
<b>Overall length</b>	408.5 mm
<b>Tube diameter</b>	17.5 mm
<b>Length</b>	411.0 mm

<b>Length acc. to IEC standard</b>	415 mm
<b>Length with base excl. base pins/connection</b>	411.00 mm
<b>Outer bulb</b>	T17,5
<b>Maximum diameter</b>	17.0 mm

### Temperatures & operating conditions

<b>Rated ambient temp.w.max.luminous flux</b>	25.0 °C
---	---------

### Lifespan

<b>Nominal lamp life time</b>	20000 h
<b>Rated lamp life time</b>	20000 h
<b>Service life</b>	13000 h <sup>1)</sup>
<b>Rated lamp survival factor at 2,000 h</b>	0.99
<b>Rated lamp survival factor at 4,000 h</b>	0.99
<b>Rated lamp survival factor at 6,000 h</b>	0.99
<b>Rated lamp survival factor at 8,000 h</b>	0.99
<b>Rated lamp survival factor at 12,000 h</b>	0.95
<b>Rated lamp survival factor at 16,000 h</b>	0.81
<b>Rated lamp survival factor at 20,000 h</b>	0.50
<b>Operation mode LLMF/LSF</b>	HF
<b>Lifespan</b>	20000 h <sup>1)</sup>

<sup>1)</sup> With preheat ECG

### Additional product data

<b>Base (standard designation)</b>	2G11
<b>Mercury content</b>	2.3 mg
<b>Product remark</b>	For ECG and CCG operation

### Capabilities

<b>Dimmable</b>	Yes
<b>Suitable for indoor</b>	Yes

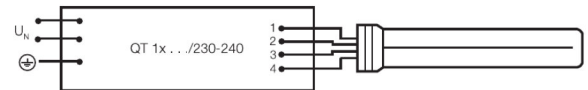
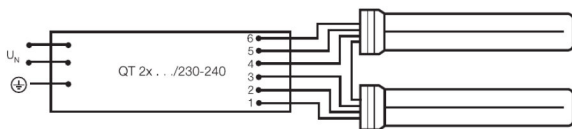
### Certificates & standards

<b>Energy consumption</b>	40 kWh/1000h
<b>Energy efficiency class</b>	A

### Country-specific categorizations

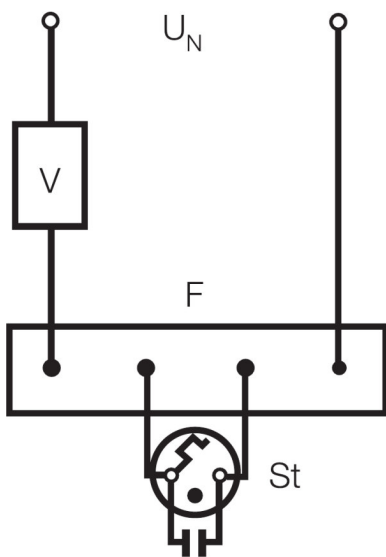
<b>ILCOS</b>	FSD-36/865-E-2G11-43,9/411
--------------	----------------------------

Wiring Diagram



Wiring diagram

Wiring diagram



Wiring diagram

**EQUIPMENT / ACCESSORIES**

- Suitable for standard control gears and starters
- Suitable for operation on electronic and conventional control gear

---

**LOGISTICAL DATA**

Product code	Packaging unit (Pieces/Unit)	Dimensions (length x width x height)	Gross weight	Volume
4050300328263	Folding carton box 1	442 mm x 26 mm x 46 mm	124.13 g	0.53 dm <sup>3</sup>
4050300139364	Shipping carton box 10	455 mm x 103 mm x 136 mm	1357.50 g	6.37 dm <sup>3</sup>

The mentioned product code describes the smallest quantity unit which can be ordered. One shipping unit can contain one or more single products. When placing an order, for the quantity please enter single or multiples of a shipping unit.

---

**REFERENCES / LINKS**

For more information on the system guarantee and the terms and conditions of the guarantee visit

▶ [www.ledvance.com/system-guarantee](http://www.ledvance.com/system-guarantee)

---

**DISCLAIMER**

Subject to change without notice. Errors and omission excepted. Always make sure to use the most recent release.

## OSRAM DULUX L LUMILUX | CFLni, with 4-pin 2G11 base for ECG/CCG operation

Product name	Product name ECG	EAN	Nominal current	Nominal wattage + Power loss	Luminous flux at 35 °C	Number of lighting outlets
DULUX L 36 W/865 2G11	QT 1x36 DIM	4008321645623	0.16 A	36.00 W	3350 lm	1
	QT 2x36 DIM	4008321645838	0.32 A	72.40 W	3350 lm	2
	QTi 1x14/24/21/39 GII	4008321383334	0.15 A	34.00 W	2750 lm	1
	QTi 2x14/24/21/39 GII	4008321383396	0.29 A	68.00 W	2800 lm	2
	QTi DALI 1x36 DIM	4050300870427	0.16 A	36.00 W	2900 lm	1
	QTi DALI 2x36 DIM	4050300870885	0.31 A	69.00 W	2900 lm	2
	QT-M 2x26-42/220-240 S	4008321110022	0.30 A	70.00 W	2800 lm	2
	QTP-DL 1x36-40	4008321117908	0.17 A	35.00 W	2900 lm	1
	QTP-DL 2x36-40	4008321117922	0.33 A	68.00 W	2900 lm	2
	QTP-M 1x26-42	4008321329134	0.16 A	35.00 W	2800 lm	1
	QTP-M 2x26-32	4008321329158	0.30 A	68.00 W	2800 lm	2
	QTP-OPTIMAL 1x18-40	4008321873743	0.16 A	35.00 W	2800 lm	1
	QTP-OPTIMAL 2x18-40	4008321873767	0.30 A	70.00 W	2800 lm	2