

# PRODUCT DATASHEET

## DULUX D/E 26 W/830

OSRAM DULUX D/E | CFLni, 2 tubes, with 4-pin base for ECG operation



---

### AREAS OF APPLICATION

- Offices, public buildings
- Shops
- Supermarkets and department stores
- Hotels, restaurants
- Industry

---

### PRODUCT BENEFITS

- Extremely economical
- Good quality of light
- Excellent luminous flux
- Long service life
- Improved maintenance
- OSRAM System+ Guarantee in combination with OSRAM QUICKTRONIC ECG

---

### PRODUCT FEATURES

- Average life: 20,000 h (with QUICKTRONIC)
- Color rendering index  $R_a: \geq 80$
- Dimmable (3...100 %)
- Short and compact pin-base lamp with double-turn tubes
- Single-ended four-pin plug-in G24q base
- Operates on battery, solar and AC power with suitable electronic control gear



**TECHNICAL DATA**

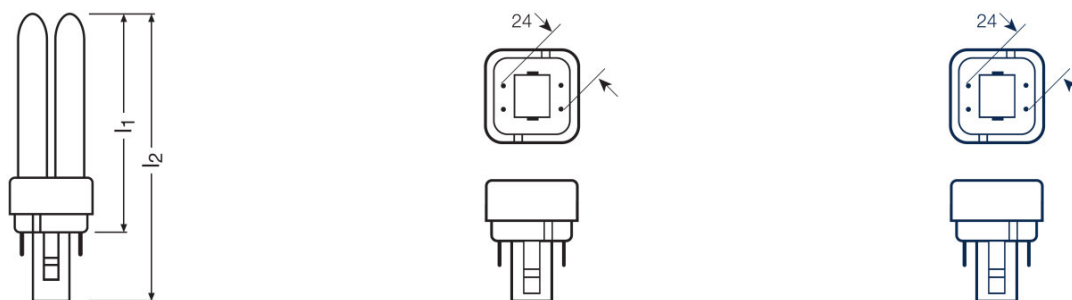
Electrical data

<b>Rated lamp efficacy (HF data 25 °C)</b>	Under clarification by authority and standardization body
<b>Rated wattage</b>	26.00 W
<b>Nominal wattage</b>	26.00 W

Photometrical data

<b>Nominal luminous flux</b>	1800 lm
<b>Luminous flux at 25 °C</b>	1800 lm
<b>Rated luminous flux</b>	1800 lm
<b>Rated color temperature</b>	3000 K
<b>Color rendering index Ra</b>	≥80
<b>Rated LLMF at 2,000 h</b>	0.90
<b>Rated LLMF at 4,000 h</b>	0.84
<b>Rated LLMF at 6,000 h</b>	0.83
<b>Rated LLMF at 8,000 h</b>	0.81
<b>Rated LLMF at 12,000 h</b>	0.79
<b>Rated LLMF at 16,000 h</b>	0.78
<b>Rated LLMF at 20,000 h</b>	0.77
<b>Light color (designation)</b>	LUMILUX Warm White
<b>Color temperature</b>	3000 K
<b>Luminous flux</b>	1800 lm
<b>Color rendering index Ra</b>	≥80

Dimensions & weight



<b>Diameter</b>	12.0 mm
<b>Overall length</b>	163.0 mm
<b>Length</b>	165.0 mm
<b>Length acc. to IEC standard</b>	160 mm

<b>Length with base excl. base pins/connection</b>	149.00 mm
<b>Outer bulb</b>	T11
<b>Maximum diameter</b>	11.0 mm

### Lifespan

<b>Nominal lamp life time</b>	20000 h
<b>Rated lamp life time</b>	20000 h
<b>Service life</b>	13000 h <sup>1)</sup>
<b>Rated lamp survival factor at 2,000 h</b>	0.99
<b>Rated lamp survival factor at 4,000 h</b>	0.99
<b>Rated lamp survival factor at 6,000 h</b>	0.99
<b>Rated lamp survival factor at 8,000 h</b>	0.99
<b>Rated lamp survival factor at 12,000 h</b>	0.95
<b>Rated lamp survival factor at 16,000 h</b>	0.81
<b>Rated lamp survival factor at 20,000 h</b>	0.50
<b>Operation mode LLMF/LSF</b>	HF
<b>Lifespan</b>	20000 h <sup>1)</sup>

<sup>1)</sup> With preheat ECG

### Additional product data

<b>Base (standard designation)</b>	G24q-3
<b>Mercury content</b>	1.3 mg

### Capabilities

<b>Dimmable</b>	Yes
<b>Suitable for indoor</b>	Yes

### Certificates & standards

<b>Energy consumption</b>	29 kWh/1000h
<b>Energy efficiency class</b>	A

### Country-specific categorizations

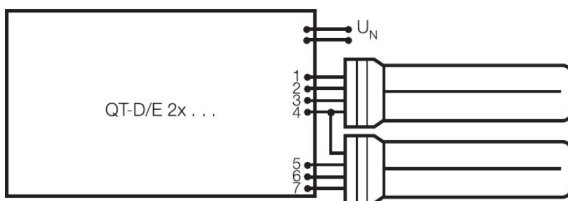
<b>ILCOS</b>	FSQH-26/830-/P/-G24q-3
--------------	------------------------

Light Distribution

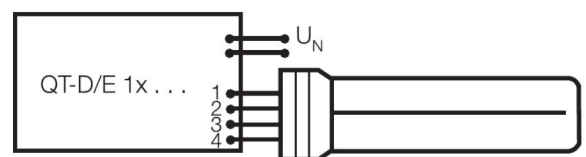


Spectral power distribution

Wiring Diagram



Wiring diagram



Wiring diagram

---

**EQUIPMENT / ACCESSORIES**

- Suitable for operation on electronic control gear

---

**SAFETY ADVICE**

In case of lamp breakage: [www.ledvance.com/brokenlamp](http://www.ledvance.com/brokenlamp)

---

**LOGISTICAL DATA**

Product code	Packaging unit (Pieces/Unit)	Dimensions (length x width x height)	Gross weight	Volume
4050300327235	Folding carton box 1	179 mm x 36 mm x 49 mm	59.00 g	0.32 dm <sup>3</sup>
4050300327242	Shipping carton box 10	152 mm x 186 mm x 129 mm	665.00 g	3.65 dm <sup>3</sup>

The mentioned product code describes the smallest quantity unit which can be ordered. One shipping unit can contain one or more single products. When placing an order, for the quantity please enter single or multiples of a shipping unit.

---

**DISCLAIMER**

Subject to change without notice. Errors and omission excepted. Always make sure to use the most recent release.

## OSRAM DULUX D/E | CFLni, 2 tubes, with 4-pin base for ECG operation

Product name	Product name ECG	EAN	Nominal current	Nominal wattage + Power loss	Luminous flux at 25 °C	Number of lighting outlets	EEI – Energy Label
DULUX D/E 26 W/830	QT-ECO 1x26/220-240 S	4008321065971	0.18 A	23.50 W	1600 lm	1	A2 BAT
	QTi DALI-T/E 1x18-57 DIM	4008321060808	0.13 A	29.00 W	1800 lm	1	
	QTi DALI-T/E 2x18-42 DIM	4008321060822	0.25 A	56.00 W	2*1800 lm	2	
	QTi-T/E 1x18-57 DIM	4008321060860	0.13 A	29.00 W	1800 lm	1	
	QTi-T/E 2x18-42 DIM	4008321060846	0.25 A	56.00 W	2*1800 lm	2	
	QT-M 2x26-42/220-240 S	4008321110022	0.23 A	54.00 W	2*1800 lm	2	
	QTP-M 1x26-42	4008321329134	0.12 A	27.00 W	1750 lm	1	
	QTP-M 2x26-32	4008321329158	0.24 A	53.00 W	2*1750 lm	2	
	QTP-T/E 1x26-42, (2x26)	4008321537089	0.13 A	28.00 W	1750 lm	1	
	QTP-T/E (1x26-42), 2x26	4008321537089	0.24 A	54.00 W	2*1750 lm	2	