

156
kWh/1000h

A+
energy class

83
lumens/watt

ConstantColor™ CMH Double Ended CMH150/TD/UVC/942/RX7s-24 TU 93102190

Product information

There is a variety of **ConstantColor™ CMH lamp** configurations which extends the opportunities for luminaires design and light distribution. Low wattage double ended lamps can be used transversely for wide beam floodlighting.

Application areas



Retail



Industrial

Product data

Product Code	93102190
Light Center Length [mm]	66
Bulb Shape	Double Ended
Bulb Finish	Clear
Maximum Overall Length [mm]	135.4
Net weight per piece [g]	33
Gross weight per piece [g]	68
Operating position	H45 - Horiz 45 degrees
Mercury Content [mg]	8.45
UV radiance	Exempt
Brand	Tungsräm
Cap/Base	Rx7s

Performance data

Colour Code	942
Rated Lumens [lm]	13650
Weighted energy consumption [kWh/1000h]	155.26
Nominal efficacy [LpW]	83
Rated efficacy [LpW]	96.7
Energy efficiency class (EEC)	A+
Nominal chromaticity coordinate X	0.37
Nominal chromaticity coordinate Y	0.37
Nominal correlated colour temperature (CCT) [K]	4000
Nominal lumens [lm]	12500
Colour Rendering Index (CRI) [Ra]	90

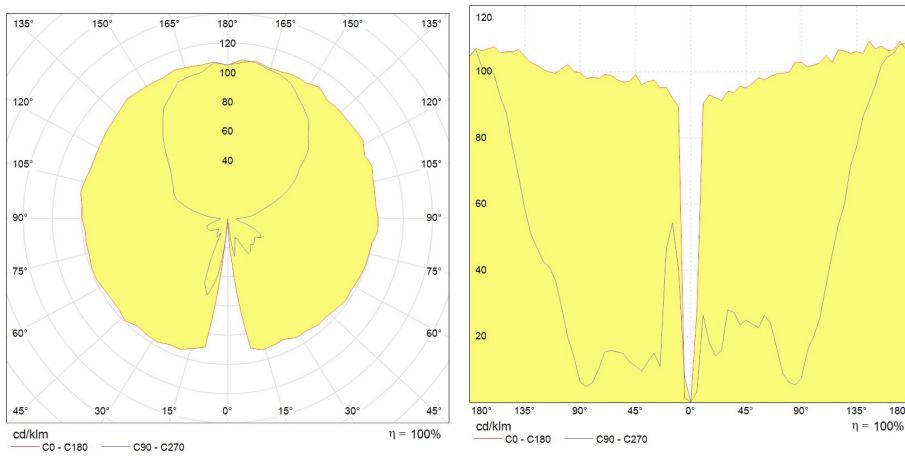
Electrical data

Rated power [W]	141.1
Lamp Current [A]	1.8
Design Ambient Temperature [°C]	25
Run-up time (sec)	240
Hot restart time (sec)	900
Dimming Capability	Yes
Ballast Required	Yes
Nominal power [W]	150
Nominal lamp voltage [V]	96

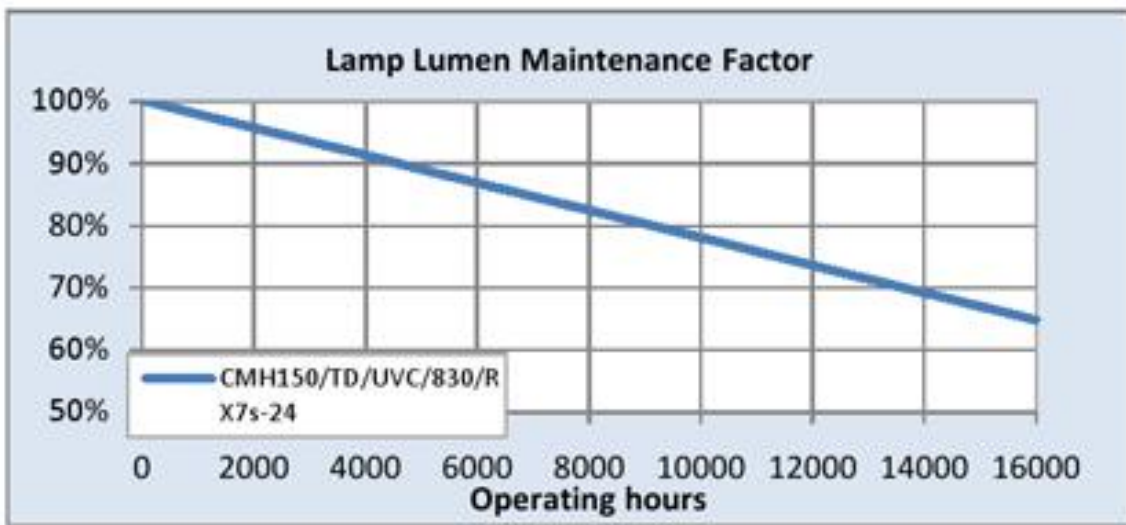
Logistic data

DUN Code	15994100017162
EAN Code	5994100017165
Pack Quantity	12
Layer quantity	408 EUR, 540 UK
Layer quantity EUR	408
Layer quantity UK	540
Pallet quantity EUR (PC)	1632
Pallet quantity UK (PC)	2160
Outer case size	176 x 136 x 218 (mm)
Product status	Available

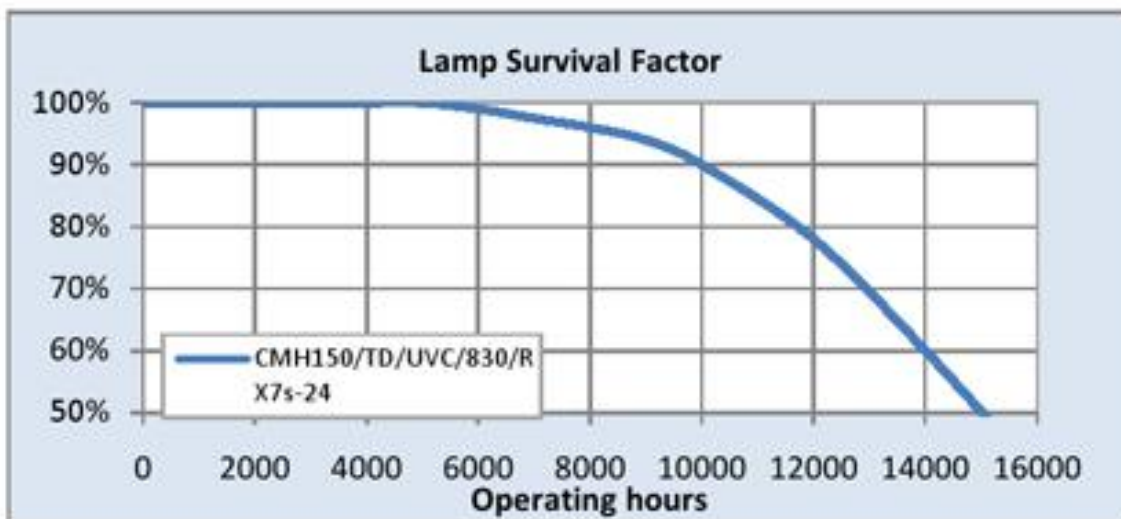
Light distribution



Lumen maintenance data



Survival data



Downloads & Links

[Go to the catalog site \(HTTP\)](#)

[Photometry \(IES\)](#)

[Product datasheet \(PDF\)](#)

[High-res images / Technical drawings \(HTTP\)](#)